


FEATURES

- 2 Form C (2PDT) gold overlay silver-palladium cross-bar contacts
- High Sensitive type
- For high density PC Board mounting
- Using at telecommunication, domestic appliances, office machine, audio equipment, remote control.



ORDERING INFORMATION

RS — 12 — L
 1 2 3

1. Type

2. Coil Nominal Voltage

3. Nil: 0.15W,

L : 0.2W, (0.45W for 48VDC)

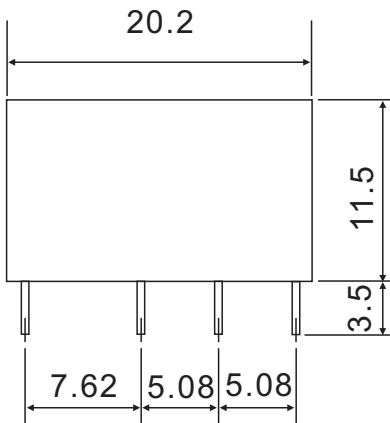
CONTACT RATING

2 Form C (2PDT)	AC 125V / 1.0 A	DC 24V / 2A
	Max. Switch Current	2A

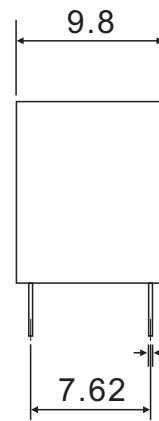
COIL DATA(at 25°C)

Coil Nominal Voltage (VDC)	Resistance Tol±10% (Ohms)		Nominal Current (mA)		Maximum Pick Up Voltage (V)	Minimum Drop Out Voltage (V)
	0.15W	0.2W	0.15W	0.2W		
3	60	45	50.0	66.7	2.4	0.150
5	167	125	29.9	40.0	4.0	0.250
6	240	180	25.0	33.3	4.8	0.300
9	540	405	16.7	22.2	7.2	0.450
12	960	720	12.5	16.7	9.6	0.600
24	3,840	2,880	6.3	8.3	19.2	1.200
48	5,120		9.4		36.0	2,400

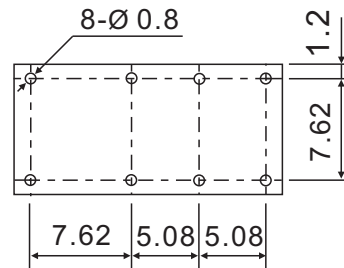
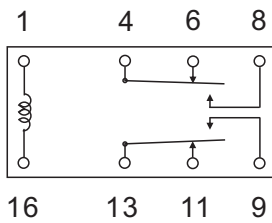
DIMENSIONS(±0.2mm)



P.C.B LAYOUT
(BOTTOM VIEW)



WIRING DIAGRAM
(BOTTOM VIEW)



GENERAL DATA

Insulation Resistance	1,000 MΩ Min. (DC 500V)
Dielectric Strength	500 VAC, 50/60Hz between contact.
	1,000 VAC, 50/60Hz between all elements.
Contact Material	Ag Alloy.
Contact Resistance	100 milliohms max. (initial value)
Shock Resistance	Malfunction: 10G(11ms) ; Destructive: 100G(6ms)
Vibration Resistance	Malfunction: 10 to 55 Hz. at Double Amplitude of 1.5 mm
	Destructive: 10 to 55 Hz. at Double Amplitude of 1.5 mm
Operation Time	6 ms max.
Release Time	3 ms max.
Temperature Range	- 30°C ~ + 70°C
Expected Life	With operation rate 30/min.
	Mechanical - 20,000,000 operations min.
	Electrical - 200,000 operations min. at rated load.
Weight	5 grams