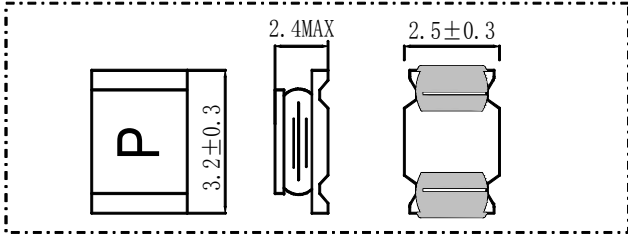



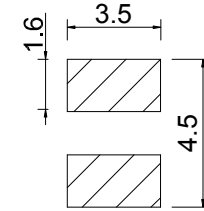
SDS2520

Inductance Range: 0.27μH~330μH
Temperature Range: -40℃~+105℃

DIMENSIONS(mm)



LAND PATTERNS(mm) CONSTRUCTION



FEATURES:

- ★Quantity / Reel: 2500pcs
- ★Small products, Quadrate3.5mm*2.8mm, Height 2.4mm Max.
- ★The use of carrier tape package for SMT reflow soldering process
- ★Widely use in DC-DC converter/LCD TV/Notebook/
PDA/MP3 & MP4 player/Digital camera/DVD etc.
- ★Design to customer requirement

RoHS Compliant(SGS Certified Result)

Pb	Cd	Cr+6	PBBs	PBDEs	
<1000ppm	ND	ND	ND	ND	

Electrical Characteristics:

Part Number	Test Condition	Inductance (μH)	Tolerance (%)	Q(Ref) Test@ KHz Freq	D.C.R(Ω) Max.	Rated Current(mA)
SDS2520-R27M	1MHz/0.3V	0.27	±20	10 @2520	0.250	600
SDS2520-R39M	1MHz/0.3V	0.39	±20	10 @2520	0.250	530
SDS2520-R56M	1MHz/0.3V	0.56	±20	10 @2520	0.250	530
SDS2520-1R0M	1MHz/0.3V	1.0	±20	10 @1000	0.500	445
SDS2520-1R2M	1MHz/0.3V	1.2	±20	10 @1000	0.600	425
SDS2520-1R5M	1MHz/0.3V	1.5	±20	10 @1000	0.600	400
SDS2520-2R2M	1MHz/0.3V	2.2	±20	10 @1000	0.800	370
SDS2520-2R7K,M	1MHz/0.3V	2.7	±10,±20	10 @1000	0.900	320
SDS2520-3R3K,M	1MHz/0.3V	3.3	±10,±20	10 @1000	1.000	300
SDS2520-3R9K,M	1MHz/0.3V	3.9	±10,±20	10 @1000	1.100	290
SDS2520-4R7K,M	1MHz/0.3V	4.7	±10,±20	20 @1000	1.200	270
SDS2520-5R6K,M	1MHz/0.3V	5.6	±10,±20	20 @1000	1.300	250
SDS2520-6R8K,M	1MHz/0.3V	6.8	±10,±20	20 @1000	1.500	240
SDS2520-8R2K,M	1MHz/0.3V	8.2	±10,±20	20 @1000	1.600	225
SDS2520-100K,M	1MHz/0.3V	10	±10,±20	25 @1000	1.800	190
SDS2520-150K,M	1MHz/0.3V	15	±10,±20	25 @1000	2.200	170
SDS2520-220K,M	1MHz/0.3V	22	±10,±20	25 @1000	2.800	150
SDS2520-270K,M	1MHz/0.3V	27	±10,±20	25 @1000	3.100	125
SDS2520-330K,M	1MHz/0.3V	33	±10,±20	25 @1000	3.500	115
SDS2520-390K,M	1MHz/0.3V	39	±10,±20	25 @1000	3.900	110
SDS2520-470K,M	1MHz/0.3V	47	±10,±20	25 @1000	4.300	100
SDS2520-560K,M	1MHz/0.3V	56	±10,±20	25 @1000	4.900	85
SDS2520-680K,M	1MHz/0.3V	68	±10,±20	25 @1000	5.500	80
SDS2520-820K,M	1MHz/0.3V	82	±10,±20	25 @1000	6.200	80
SDS2520-101K,M	1MHz/0.3V	100	±10,±20	30 @796	7.000	80
SDS2520-151K,M	1MHz/0.3V	150	±10,±20	30 @796	9.300	70
SDS2520-181K,M	1MHz/0.3V	180	±10,±20	30 @796	10.200	65
SDS2520-221K,M	1MHz/0.3V	220	±10,±20	30 @796	11.800	65
SDS2520-271K,M	1MHz/0.3V	270	±10,±20	30 @796	12.500	65
SDS2520-331K,M	1MHz/0.3V	330	±10,±20	30 @796	13.000	65

1. Inductance is measured with a LCR meter:HP4284A & 3532-50 or equivalent.
2. D.C .R is measured with a Digital Multimeter TH2512B or equivalent.
3. Rated Current: The rated current is the current at which the inductance decreases by 25% from the initial value or the temperature rise is ΔT=40℃ ,whichever is smaller(Ta=20℃).